

SOLITEX ADHERO® VISTO

Transparent full-surface adhesive airtightness and weathering-protection membrane



Technical data

	Material
Functional film	Polyethylene copolymer
Protective film	Polypropylene
Adhesive	Water-resistant SOLID adhesive
Release film	Silicone-coated PE film

Property	Regulation	Value
Colour		Translucent
Surface weight	EN 1849-2	210 g/m ² ; 0.69 oz/ft ²
Thickness	EN 1849-2	0.35 mm ; 14 mils
Water vapour resistance factor μ	EN 1931	8 570
sd value	EN 1931	3 m
g value	ASTM E96 Procedure B	15 MN·s/g
Vapour permeance	ASTM E96	1.1 perms
Fire class	EN 13501-1	C-s1, d0
Outdoor exposure		Cen./Nth. Europe & Canada/Nth. US: 3 months; RoW: 6 weeks
Driving rain test	ZVDH / TU Berlin	Passed
Hail resistance	EN 13583	Passed
Hail impact resistance, floors/walls	VKF / AEAI	Class HR 5
Slip resistance	DGUV Test	R10 / V -
Roofing underlay membrane (Germany)	ZVDH-Produktdatenblatt 2024	UDB
Suitable as temporary roof covering (Germany)	ZVDH	Yes
Water column	EN ISO 811	10 000 mm ; 32' 10"
Watertightness, non-aged/aged*	EN 1928	W1 / W1
Airtightness		Passed
Tensile strength MD/CD	EN 13859-1 (A) / -2 (A)	190 N/5 cm / 180 N/5 cm ; 22 lb/in / 21 lb/in
Elongation MD/CD	EN 13859-1 (A) / -2 (A)	60% / 60%
Nail tear resistance MD/CD	EN 12310-1	250 N / 250 N ; 56 lbf / 56 lbf
*) Durability after artificial ageing	EN 1297 / EN 1296	Passed
Flexibility at low temperature	EN 1109	-40 °C ; -40 °F
Temperature resistance	EN 1109, EN 1296, EN 1297	Permanent -40 °C to 80 °C ; -40 °F to 176 °F
Thermal conductivity		0.04 W/(m·K) ; 0.3 BTU·in/(h·ft ² ·°F)
CE labelling	EN 13859-1/-2	Yes

Areas of application

Temporary protection for floors during construction

Thanks to its full-surface adhesion, this membrane provides temporary weathering-protection for intermediate floors on multi-storey CLT (cross-laminated timber) or wooden-frame buildings during the construction period.

Supply forms

Art. no.	GTIN	Length	Width	Splits on release film	Contents	Weight	Sales unit	Container
1AR04302	4026639243027	30 m	0.3 m	No split	9 m ²	2.5 kg	1	170
1AR04051	4026639240514	30 m	0.5 m	No split	15 m ²	3.5 kg	1	72
1AR04036	4026639240361	30 m	1 m	0.25 0.75 m	30 m ²	7 kg	1	48
1AR04026	4026639240262	30 m	1.5 m	0.25 1.25 m	45 m ²	10.5 kg	1	24

Advantages

- ✓ Protects the structure against weathering during the construction phase
- ✓ 3 months of outdoor exposure in Central/Northern Europe, Canada and the northern United States (ASHRAE Climate Zones 4-8); 6 weeks in the rest of the world
- ✓ Preparation work is made easier: markings, connectors and penetrations on timber floors remain visible
- ✓ Safe working: anti-slip surface, even in wet conditions
- ✓ Water-resistant SOLID adhesive ensures quick adhesion to the subsurface and within overlap areas

Substrates

Clean subsurfaces before applying the membranes – remove any protruding elements. Adhesion is not possible on frozen surfaces. There must be no water-repellent substances (e.g. grease or silicone) on surfaces where adhesives are to be applied. Subsurfaces must be sufficiently dry and stable.

It is your responsibility to check the suitability of the subsurface; adhesion tests may be necessary.

General conditions

Temporary protection for floors during construction

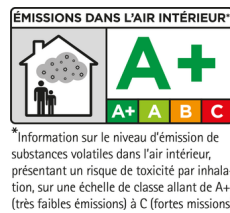

SOLITEX ADHERO VISTO is to be installed with the printed side facing the installation technician; it can be installed on stable board substrates (e.g. CLT, OSB, chipboard and plywood sheets). Recesses in the substrate – such as slots, grooves etc. – can lead to increased seepage underneath SOLITEX ADHERO membranes and should be avoided, if possible. To achieve waterproof installation, membranes must be installed with no folds or creases. When installing the membranes, rub them firmly to secure the adhesive bond using a brush or the PRESSFIX XL tool, for example.

If SOLITEX ADHERO VISTO is to be stuck to floor elements during the pre-fabrication stage, TESCON VANA can be used to tape the element/membrane joints on the construction site. There should be a width of at least 5 cm (2") of tape on each element. Alternatively, the SOLITEX ADHERO VISTO strip that is available in a width of 0.30 m (11 3/4") can be used to cover these joints.


These strips should also be used if the elements are connected with butt boards. The width of the adhesive bond zone must be at least 10 cm (2") on both elements. SOLITEX ADHERO VISTO strips are not suitable for other substrates. Other connections should be taped with TESCON VANA, ensuring that a width of at least 5 cm (2") is covered on the SOLITEX ADHERO VISTO membrane. Continue the sealed transition to a height of approx. 10-15 cm (4" - 6") at adjacent vertical elements.

SOLITEX ADHERO VISTO can provide temporary weathering-protection for intermediate floors on multi-storey CLT (cross-laminated timber) or wooden-frame buildings during construction for a period of up to 3 months Northern and Central Europe, Canada and the northern United States (ASHRAE Climate Zones 4-8), and up to 6 weeks in Southern Europe, the rest of the United States (ASHRAE Climate Zones 1-3) and the rest of the world.

Water must be drained from the surface of the building component, e.g. using ADHERO Floor Drain. A short-term build-up depth (max. 24 hours) of 30 mm (1 1/4") should not be exceeded.



Tested for hazardous substances according to



The information provided here is based on practical experience and the current state of knowledge. We reserve the right to make changes to the recommended designs and processing or to make alterations due to technical developments and associated improvements in the quality of our products. We would be happy to inform you of the current technical state of the art at the time you use our products.

Further information about installation and design details is available in the pro clima planning documentation. If you have any questions, please contact [pro clima Technical Support](<https://proclima.com/service/technical-support>).

MOLL
bauökologische Produkte GmbH
Rheintalstraße 35 - 43
D-68723 Schwetzingen
Fon: +49 (0) 62 02 - 27 82.0
eMail: info@proclima.de